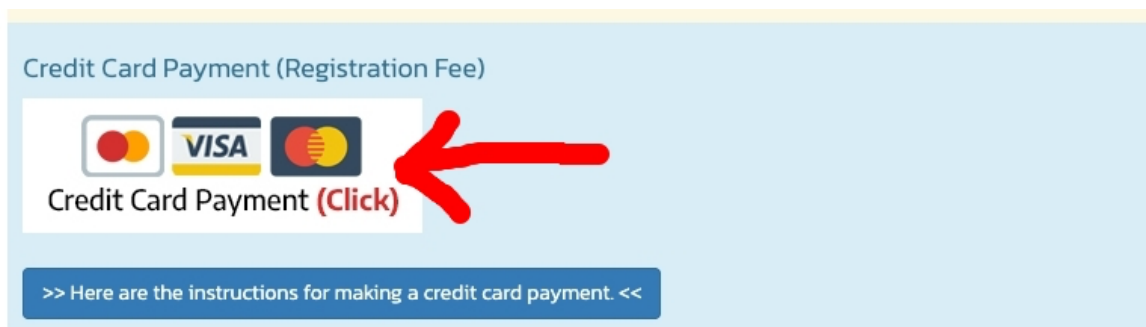


Credit Card Payment Instructions


Please follow the steps below to complete your payment using a credit card:

Step 1: Log In to the Member System and Open the Member Profile Page

- On the Member Profile page, click the Credit Card Payment icon, as shown in the image.



Step 2: Click the "Confirm and Payment" Button on the Member Credit Card Payment Page.

Member Credit Card Payment	
<div> Credit Card Payment</div>	
Name	Mr.I Aekapon Kumsan
Email	
Telephone	
Billing Name	Aekapon Kumsan Bill
Billing Address	
Register Type	Regular Participant
Register Price	13,390 THB (Including 3% fee)
Confirmation & Payment	Click Here to Confirm And Payment

Step 3: Open the Payment Page

- You will be redirected to the bank's secure payment page, as shown in the image.

The screenshot shows a payment page for SCB-AMC2025. At the top, it displays the account number SCB-AMC2025 01 010000000004334281, a test payment ID TEST-PAYMENT-0001, and an amount of 1.00 THB. The language is set to English. Below this, the 'GLOBAL CARD' section shows a VISA logo. The form fields are numbered with red digits: 1 for the CARD NUMBER, 2 for the EXPIRY DATE, 3 for the CARDHOLDER NAME (Aekapon Kumsan), 4 for the CUSTOMER NOTE (Mr. Aekapon Kumsan (Thailand)), 5 for the CVV/CVV2, 6 for the EMAIL ADDRESS (ending in @gmail.com), and 7 for the CONTINUE PAYMENT button. A CANCEL button is also present.

Step 4: Fill in Payment Details and Confirm

Please complete all required fields on the payment page:

1. **Card Number** - Enter your 16-digit credit card number (Item 1).
2. **Expiry Date** - Enter the card's expiration date (MM/YY) (Item 2).
3. **Cardholder Name** - Enter the name exactly as it appears on the card (Item 3).
4. **Customer Note** - Enter your first name, last name, and country registered in the ICPMAT2025 system (Item 4).
5. **CVV/CVV2** - Enter the 3-digit security code found on the back of your card (Item 5).
6. **Email Address** - Provide your email address to receive the transaction receipt (Item 6).



After completing the form:

- Click the “Continue Payment” button (item 7) to proceed to the authentication step.

Step 5: Authenticate Payment

- Enter the **SMS OTP (One-Time Password)** sent by your bank to your registered mobile number, as shown in the image.
- Then, click **"Proceed"** to complete the transaction.

Note: This screen may look different depending on your card-issuing bank.



Please enter the SMS One-time Password (OTP) which has been sent to your mobile phone (XXXXXX5087) to complete this transaction.

Merchant: AMC2025

Amount: THB 1.00

Date: 30 Oct 2025, 07:37 AM THB

Card Number: [REDACTED]

SMS-OTP: juKh [REDACTED]

Proceed

Get Another SMS-OTP

Cancel

If XXXXXX5087 is not your mobile phone number, please contact us at 0-2285-1555 to update. Except Personal Internet Banking customer, please contact us at UOB Branch to update.

Copyright © 2019 United Overseas Bank (Thai) Public Company Limited.

Step 6: Payment Confirmation

- Once the payment is successful, a **Success** screen will appear, as shown in the image.

SCB-AMC2025 01 0100000000004334281

1.00 THB


30 Oct 2025 14:38

DESCRIPTION

Registration fee of The 19th International Conference on the Physical Properties and Application of Advanced Materials (ICPMAT2025): Invited Speaker – Participants (Early-bird)

CONTACT INFORMATION

239 Huaykaew Rd. Suthep Muang Chiangmai



Transaction is successful.

Save invoice number **TEST-PAYMENT-0001** for future reference.

- You will also receive a confirmation email from the bank with the [transaction receipt](#), as shown in the image.



Step 7: Upload the Transaction Receipt to Your ICPMAT2025 Registration Account

- Save or capture the [transaction receipt](#) as an image.
- Upload the receipt image to your Member Profile in your ICPMAT2025 registration account.
- Click the "Update Register" button (the blue button shown below on the page) to complete the payment process.

